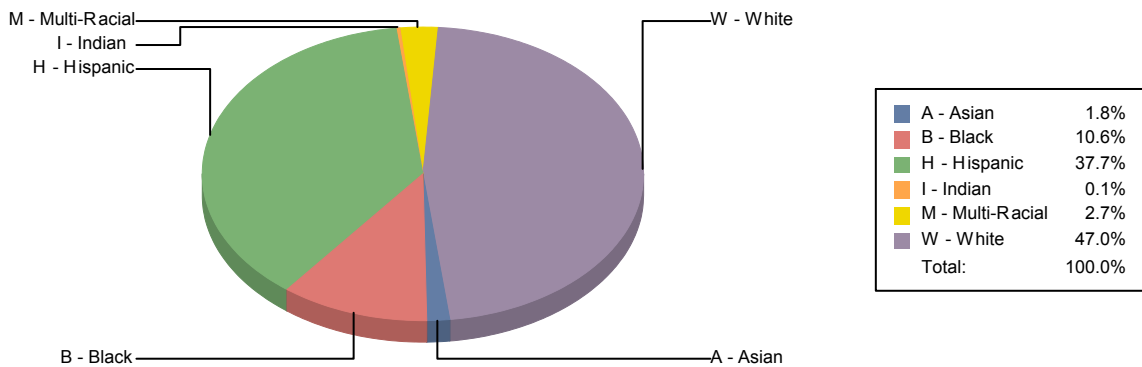


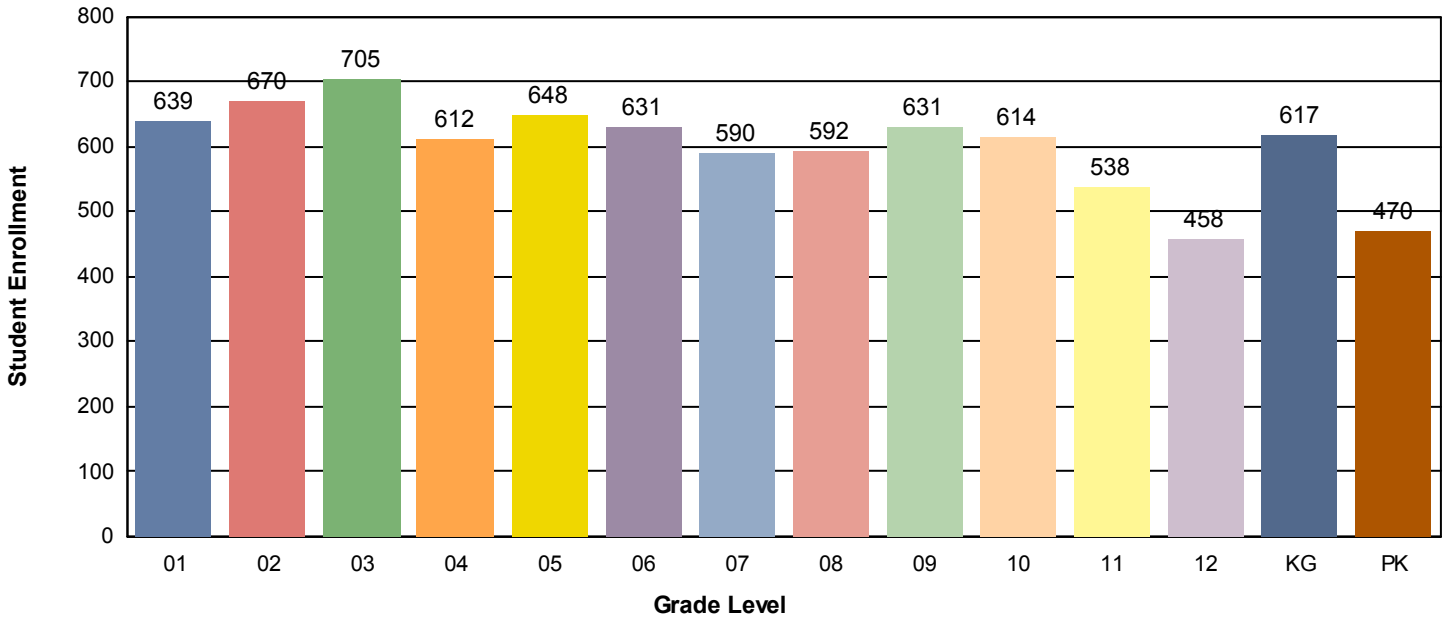
Student Demographics
Data as of 6/9/2016
Including District Charter Schools
District Enrollment.....8,415

Percentage of Students by Ethnicity

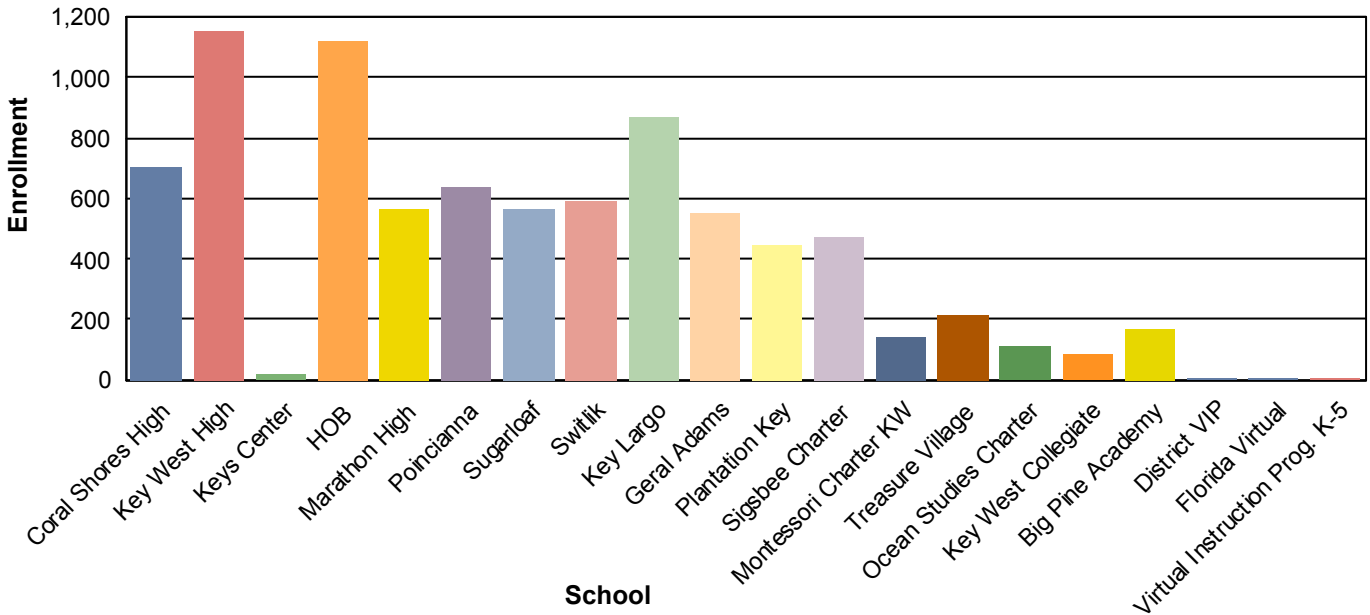


	A	B	H	I	M	W	Total
Big Pine Academy	1	2	25	0	4	137	169
Coral Shores High School	3	24	227	3	8	442	707
District VIP	0	0	0	0	0	2	2
Florida Virtual	0	0	2	0	0	5	7
Gerald Adams Elementary	4	159	277	0	11	103	554
Horace O'Bryant	25	236	495	2	54	306	1,118
Key Largo School	5	42	435	2	14	370	868
Key West Collegiate Charter	0	9	24	0	3	44	80
Key West High School	40	174	343	2	37	559	1,155
Keys Center	0	2	9	0	1	4	16
Marathon Middle High School	7	33	276	0	6	244	566
Montessori Charter - Key West	6	3	17	0	8	105	139
Ocean Studies Charter	3	1	26	0	1	75	106
Plantation Key School	4	3	139	0	7	292	445
Poinciana Elementary School	29	121	252	1	20	212	635
Sigsbee Charter	10	24	97	0	30	315	476
Stanley Switlik Elementary	6	46	334	0	7	199	592
Sugarloaf School	3	12	154	2	19	376	566
Treasure Village Montessori	5	1	40	0	0	168	214
Total	151	892	3,172	12	230	3,958	8,415

Number of Students by Grade



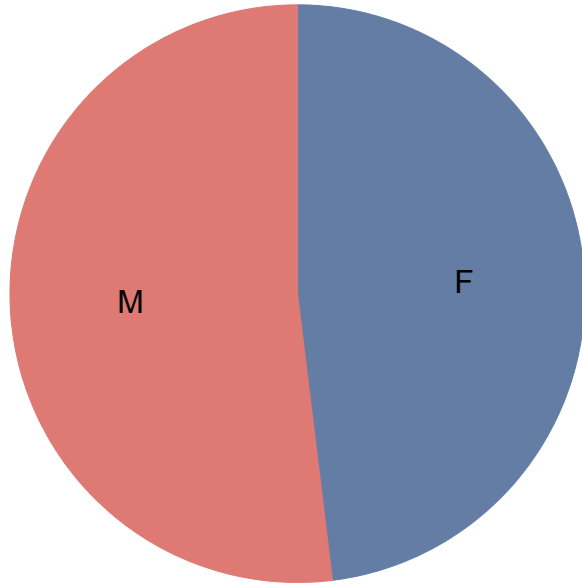
Enrollment by School



Enrollment by Grade Level

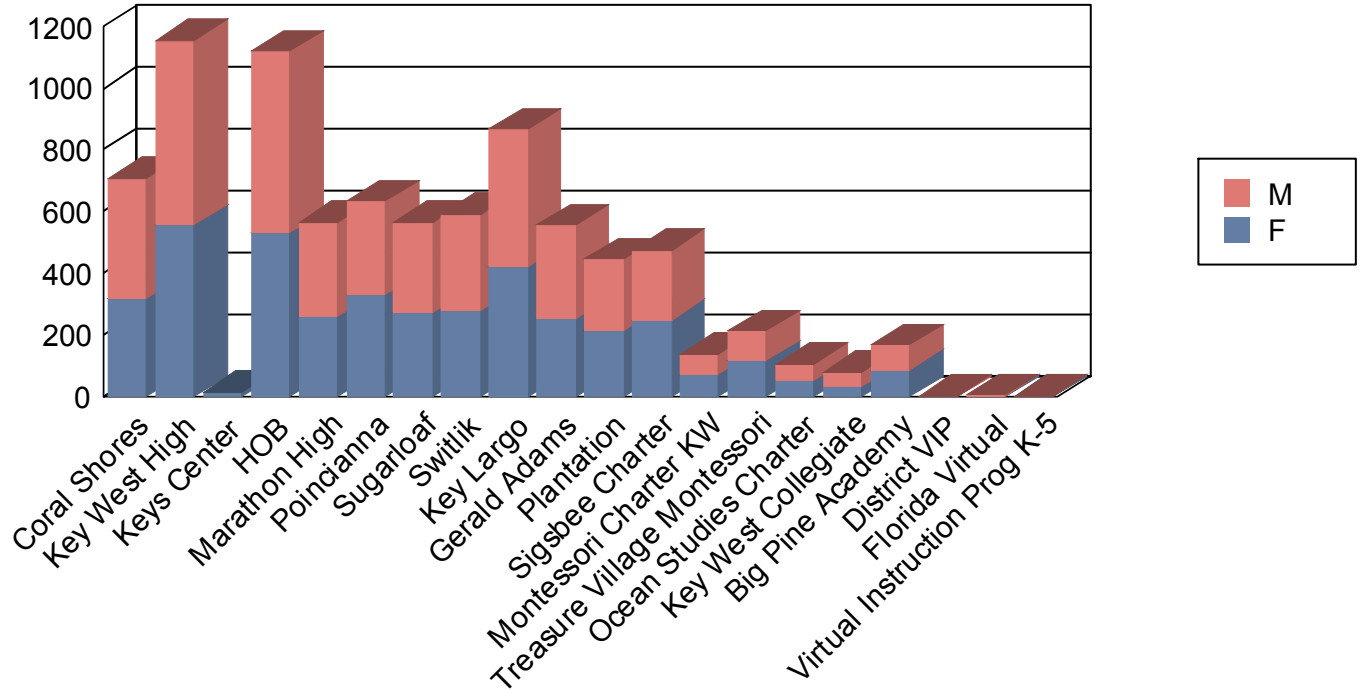
	01	02	03	04	05	06	07	08	09	10	11	12	KG	PK	Total
Big Pine Academy	18	20	20	14	12	7	9	10	0	0	0	0	25	34	169
Coral Shores High School	0	0	0	0	0	0	0	0	194	179	170	164	0	0	707
District VIP	0	0	0	1	0	0	0	0	0	0	0	0	1	0	2
Florida Virtual	1	0	1	0	1	1	1	1	0	0	0	1	0	0	7
Gerald Adams Elementary	87	87	75	58	70	0	0	0	0	0	0	0	95	82	554
Horace O'Bryant	72	57	72	58	59	207	216	193	0	0	0	0	60	124	1,118
Key Largo School	78	98	90	93	107	87	85	93	0	0	0	0	71	66	868
Key West Collegiate Charter	0	0	0	0	0	0	0	0	21	20	23	16	0	0	80
Key West High School	0	0	0	0	0	0	2	0	320	303	257	273	0	0	1,155
Keys Center	0	0	0	0	0	0	2	2	2	3	4	3	0	0	16
Marathon Middle High School	0	0	0	0	0	91	97	90	94	109	84	1	0	0	566
Montessori Charter - Key West	18	21	16	20	15	14	9	8	0	0	0	0	18	0	139
Ocean Studies Charter	19	19	21	18	11	0	0	0	0	0	0	0	18	0	106
Plantation Key School	46	40	50	48	40	65	54	66	0	0	0	0	32	4	445
Poinciana Elementary School	103	94	113	90	100	0	0	0	0	0	0	0	86	49	635
Sigsbee Charter	42	67	67	64	50	60	32	36	0	0	0	0	58	0	476
Stanley Switlik Elementary	86	93	98	69	99	0	0	0	0	0	0	0	82	65	592
Sugarloaf School	47	52	61	56	63	79	63	69	0	0	0	0	49	27	566
Treasure Village Montessori	22	22	21	23	21	20	20	24	0	0	0	0	22	19	214
Total	639	670	705	612	648	631	590	592	631	614	538	458	617	470	8,415

Percentage of Enrollment by Gender



F	4,053.00	48.2%
M	4,362.00	51.8%
Total:	8,415.00	100.0%

School Enrollment by Gender



	F	M	Total
Big Pine Academy	86	83	169
Coral Shores High School	315	392	707
District VIP	0	2	2
Florida Virtual	4	3	7
Gerald Adams Elementary	251	303	554
Horace O'Bryant	531	587	1,118
Key Largo School	423	445	868
Key West Collegiate Charter	33	47	80
Key West High School	555	600	1,155
Keys Center	16	0	16
Marathon Middle High School	259	307	566
Montessori Charter - Key West	74	65	139
Ocean Studies Charter	51	55	106
Plantation Key School	215	230	445
Poinciana Elementary School	329	306	635
Sigsbee Charter	247	229	476
Stanley Switlik Elementary	277	315	592
Sugarloaf School	270	296	566
Treasure Village Montessori	117	97	214
Total	4,053	4,362	8,415